





# Regular Maintenance Guidelines

To use this machine under its optimal conditions, it is important to perform the following maintenance at the appropriate times on a daily basis.

Timing	Item	Corresponding page
Before daily operations	Print head check	 <a href="https://downloadcenter.rolanddg.com/contents/manuals/VG3-640_USE_EN/dee1625459182509_4.html">https://downloadcenter.rolanddg.com/contents/manuals/VG3-640_USE_EN/dee1625459182509_4.html</a>
	Ink mixing (white ink)	Remove just the pouch tray for the white ink, shake the pouch tray 50 times (about 20 seconds), and then reinsert this pouch tray.
After daily operations	Cleaning the machine <ul style="list-style-type: none"> <li>• Media path</li> <li>• Knife carriage roller</li> </ul>	 <a href="https://downloadcenter.rolanddg.com/contents/manuals/VG3-640_USE_EN/dss1596440107243.html">https://downloadcenter.rolanddg.com/contents/manuals/VG3-640_USE_EN/dss1596440107243.html</a>
If a message appears	Cleaning around the print heads (manual cleaning)	 <a href="https://downloadcenter.rolanddg.com/contents/manuals/VG3-640_USE_EN/rof1627273508695.html">https://downloadcenter.rolanddg.com/contents/manuals/VG3-640_USE_EN/rof1627273508695.html</a>
When the discharged fluid is ready to overflow	Disposing of discharged fluid	 <a href="https://downloadcenter.rolanddg.com/contents/manuals/VG3-640_USE_EN/wen1596440165135.html">https://downloadcenter.rolanddg.com/contents/manuals/VG3-640_USE_EN/wen1596440165135.html</a>

Information on other maintenance items is also available on the Internet.



Company names and product names are trademarks or registered trademarks of their respective holders.

Copyright © 2021-2024 Roland DG Corporation

<https://www.rolanddg.com/>

R3-240607T / FA04293



1000029650